


# Scavenger hunt at the visitor centre

## Version two

Note: Version two is longer.



### Useful references:

Tiritiri Matangi website:  
[www.tiritirimatangi.org.nz](http://www.tiritirimatangi.org.nz)

NZ birds online website:  
<http://nzbirdsonline.org.nz/>

Department of Conservation:  
[www.doc.govt.nz/nature/](http://www.doc.govt.nz/nature/)

## Outside the visitor centre

To find the answers to the following questions,

- walk around the lighthouse and the watch tower
- the **fence line** that lies between the watchtower building and the paddock
- along the **picket fence** alongside the DOC house
- past the toilets to the memorial tree
- to the bird feeder at the front of the shop, and finally
- to the **courtyard** behind the visitor centre.

### Station one

## The lighthouse

- In what year was the lighthouse built?  
\_\_\_\_\_
- How tall is the lighthouse?  
\_\_\_\_\_
- If the ground is dry, **lie flat on the ground** – look out for the bird poo! Look up at the lighthouse watching the clouds move past. Draw the shapes that the clouds make.

The shapes look like:

## Exploring and thinking

### The colourful 'Islands of the Gulf' sign on the corner of the fence out from the Watch Tower

- Find all the landmarks shown.
  - What is your favourite landmark?
- 

### Five metal fence signs on the picket fence in front of the Watch Tower

- Check the history written on the five signs.
  - Name the ship and in what year was the ship wrecked on Tiritiri?
- 

- Why did that happen?
- 

*From the fence note the small Tiritiri weather station in front of you and further down the hill note the fog horn shed with a large funnel poking out the side. Do not go out past the fence unless a school adult is with you.*

*Look out for the takahē and ensure they are kept safe by having no students running.*



### Two signs on the fence alongside the ranger's house

- A small cartoon sign is attached to the white picket fence around the ranger's house. What warning does this give?
- 

### A photo is attached to the white picket fence round the ranger's house (towards the public toilets).

- In what year were the lighthouse keepers' houses built?
  - How many people are in the photo and what animal is present?
- 

### Being the detective on Tiritiri

As you walk between the white picket fence towards the memorial tree, find the footprints set in concrete. You will all walk over the footprints during lunchtime so keep a lookout.

They are near the ...

---

---

What animal do you think made them?

---

## Exploring and thinking

### Visit the memorial tree down the lawn from the bathrooms

Look at the resting place of our special takahē, Greg and Mr Blue, along with Daphne the duck.

- **Sound log:** Sit or stand quietly in a circle or simply lie down on the ground. Close your eyes and count the different sounds around you for 3–4 minutes.
- **Create a poem** for your group by having every student take a turn to say a line about what they feel or what they have heard. One student writes it down. *Examples: bell-like sounds, wind, laughing, lightness, etc.*

Poem:



### Courtyard signs

Search out the colourful signs to the side and in the courtyard of the visitor centre.

#### North Island kōkako signs

- What are the 'continuing threats' to kokako numbers?

---

---


#### Kiwi signs

- Māori name of the little spotted kiwi is
- Note how many different species of kiwi are listed

---

---

Station four



Tīeke/North Island saddleback signs

- Tīeke is a close relative of what two birds?
- How can you help tīeke?


---

---

---

Pāteke/ brown teal signs

- Explain why pāteke are easy prey to cats and dogs?
- Discuss how we can help pāteke to increase in numbers.




---

---

---

Station five



Takahē signs

- When were the takahē rediscovered?
- Takahē eat how much grass in a day?

---

---

---

Endemic nectar feeders sign

- How many nectar feeders are listed, and what are their Māori and English names?
- Describe what tūi represented to Māori

---

---

---

---

---

Station six

**Observational field skills/takahē and pūkeko noticeboard**

- Observe four or more differences between takahē and pūkeko.

*Refer to the noticeboard in the courtyard if the takahē cannot be found.*



---

---

---

---

Then check your observations with those on the noticeboard comparing takahē and pūkeko.

Station seven

**Observations at the feeder and water baths**

At the front of the visitor centre, sit quietly, without talking, for 6–7 minutes to observe the birds near the feeder and water baths. Note the interactions between the birds.

1. What birds are coming to the feeder?

---

---

2. Note down any activity at the water baths.

---

---

---

**Draw one of the Tiritiri birds**



**Inside the visitor centre**

- One group moves clockwise from the kids' area just inside of double doors answering the questions at the top of this sheet, starting with 'a day scene animal'.
- Another group moves anticlockwise from the glass case by the microscope, starting at the bottom of the sheet with 'who has the biggest egg'.

A day scene animal is?

A night scene animal is?

**Make sure you have a turn at the bird game screen as you walk past it.**

Who was Greg?

What is the name of our native owl?"

What is Ranger Robyn holding?

The major sponsor is?

Tiritiri Matangi in Māori means?

Name the nearby island?

Traces of Māori on Tiritiri?

Total food cost from the 1938 invoice? Note £1 = \$2

Find the female wētāpunga?

Who has the biggest egg?